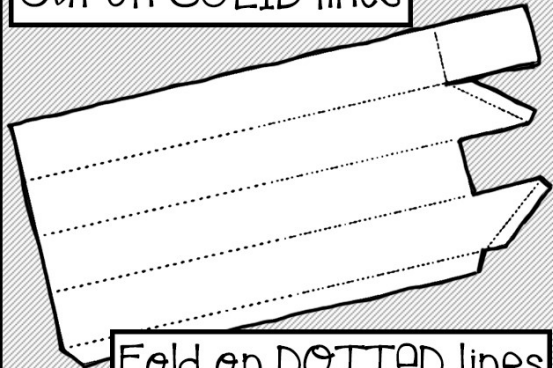


PERISCOPE


MATERIALS:

- The *Periscope Template* on Cardstock (trace from back of the book or download and print online template)
- Glue or tape
- 2 mini mirrors (1 inch square)

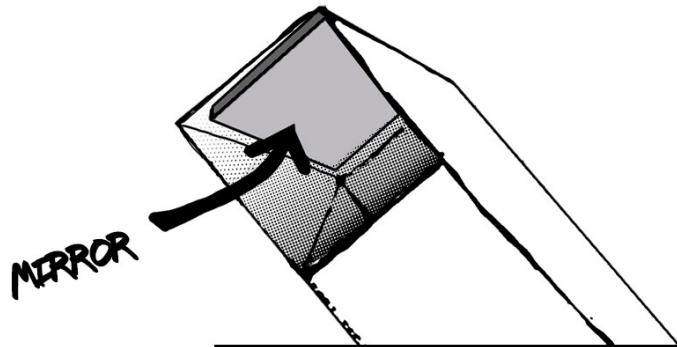
Cut on SOLID lines



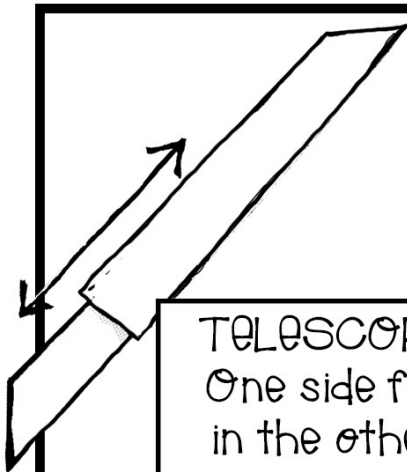
Fold on DOTTED lines




Glue or tape each side of the periscope into a rectangular shape, with one end angled and the other open.



Glue the mirrors onto the slanted part of each side of the periscope



TELESCOPE!
One side fits in the other.



Flip one side around to see who's behind you!

SEE!

